

Torpedo Magnet

Torpedo Magnets are designed to be used in Just-In-Time (JIT) hopper loaders and are the best alternative to drawer magnets available.



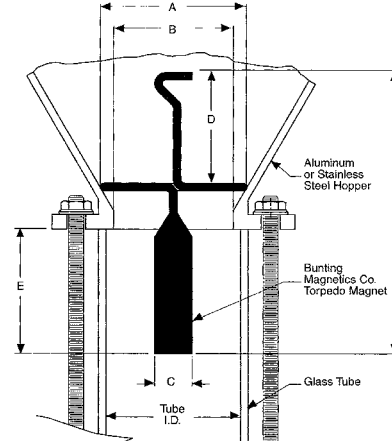
The Torpedo Magnet consists of a formed stainless steel ring, welded to a high-energy Rare Earth Magnetic Cartridge. The Magnet hangs suspended in the center of the JIT loader's glass tube. So tramp metal is captured before it can reach your plastic molding machine.

The bottom of the Torpedo Magnet is a live magnetic pole that allows tramp metal to collect and hide, preventing wipe-off back into the product stream.

Torpedo Magnets are available in either 1" or 5/8" diameter designs. We stock four sizes to fit most Just-In-Time loaders.

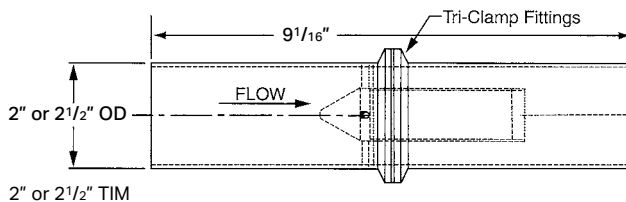
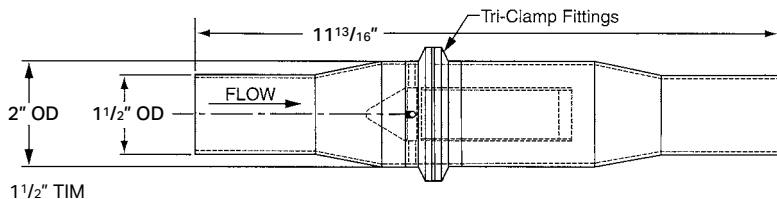
Part Number	A	B (Approx.)	C	D	E (Approx.)	F
21-00079	2 1/2	1 7/8	5/8	1 7/8	2 3/8	4 3/4
21-00080	2 1/2	2	1	1 7/8	3 11/16	6 1/4
21-00032	1 3/4	1 5/8	5/8	1 7/8	2 3/8	4 3/4
21-00034	1 3/4	1 5/8	1	1 7/8	3 11/16	6 1/4

Dimensions are in inches. Specifications are subject to change without notice.



Torpedo In-Line Magnet

Torpedo in-Line Magnets (TIM) provide permanent magnetic protection for vacuum systems. They clamp directly into flexible hoses to capture ferrous contaminants from virgin or regrind material using Rare Earth Magnets. The compact TIM is an ideal choice for use between gaylords and vacuum loaders wherever limited overhead space prevents the use of a Bunting® Drawer Magnet.



STANDARD MODELS	
Model #	Line Size
TIM-15	1 1/2"
TIM-20	2"
TIM-25	2 1/2"

Specifications are subject to change without notice.